

Here are ways to help your child practice skills while having fun!

Day 1

Write a note together to family members, using as many *ou* and *ow* words as possible. Some words you might use are: *hour; how; now, sound, ourselves, outdoors, found, outside, about, around, amount, count.*

Day 2

Read these two-syllable words with your child: *river; bacon, cabin, camel, lemon, pilot, wagon, tiger, decoy.* Together, read them again and clap out the syllables.

Day 3

Encourage your child to write sentences that include the following new words: *door; loved, should, wood.*

Day 4

Dictate the following spelling words and have your child write them: *mouth, house, found, our, out, cloud, ouch, shout, round, count.* Then have your child underline the *ou* in each word.

Day 5

This week your child is learning to draw conclusions based on the text as well as what he or she already knows. As you read, stop often and discuss what ideas the author may be communicating indirectly.

Name

Family Times

You are your child's first and best teacher!

This week we're

Reading Mole and the Baby Bird



Talking About How we can look at things in a different way

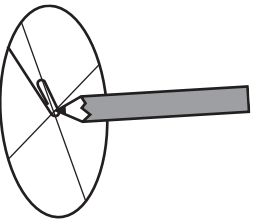
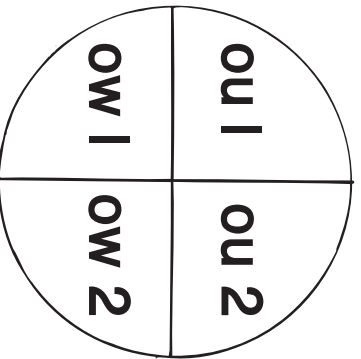
Learning About Vowel Patterns, *ow, ou*
Syllables V/CV, VC/V
Draw Conclusions

Spin and Spell

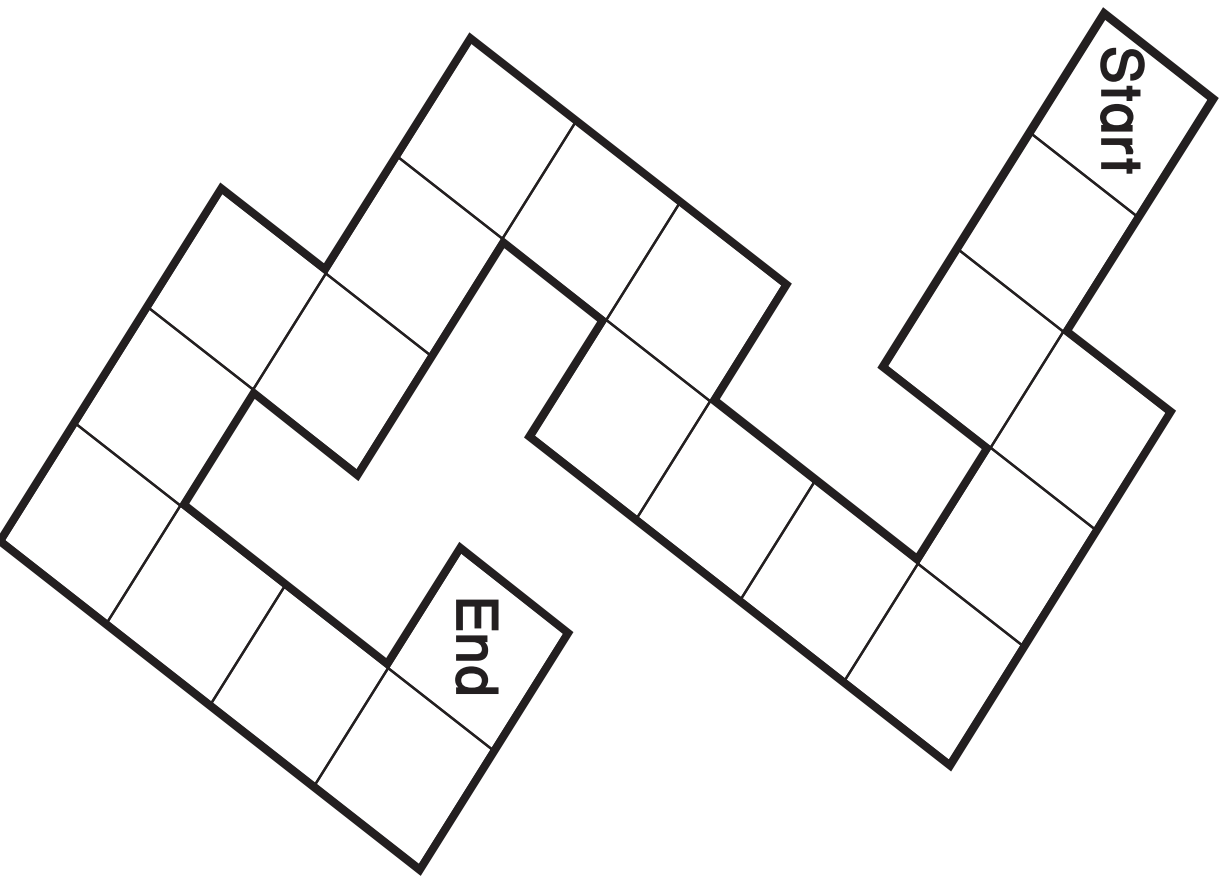
Materials paper, scissors, paper clip, pencil,
1 button per player

Game Directions

1. Make a simple spinner as shown.
2. Players take turns spinning and then naming and spelling a word with *ou* and the vowel sound as in *out* and *cow*. Possible words: *our*, *sound*, *about*, *round*, *scout*, *loud*, *cloud*, *count*, *trout*, *out*, *ouch*, *down*, *town*, *brown*, *how*, *now*, *cow*, *plow*, *growl*.
3. If the word is spelled correctly, the player may move that number of spaces as shown on the spinner.
4. Play continues until all players reach End.



2



3